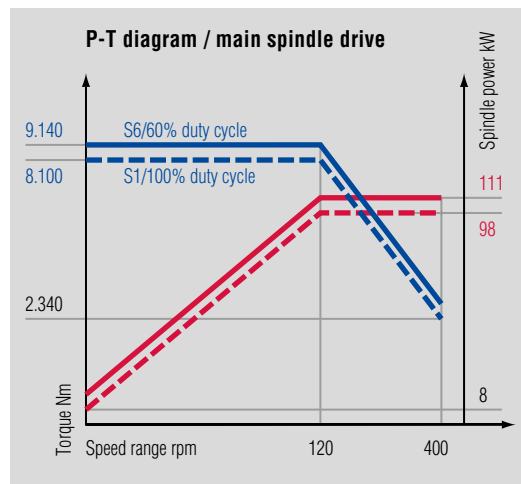
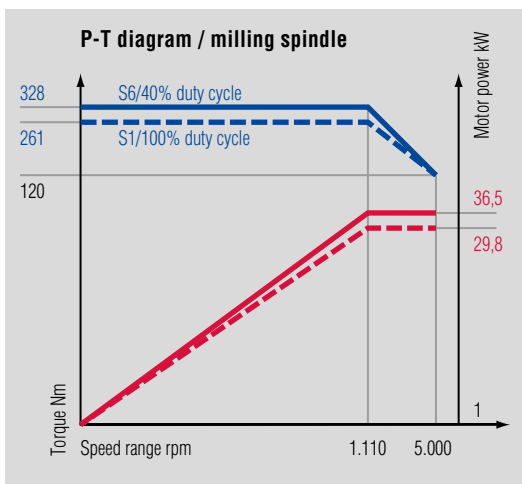
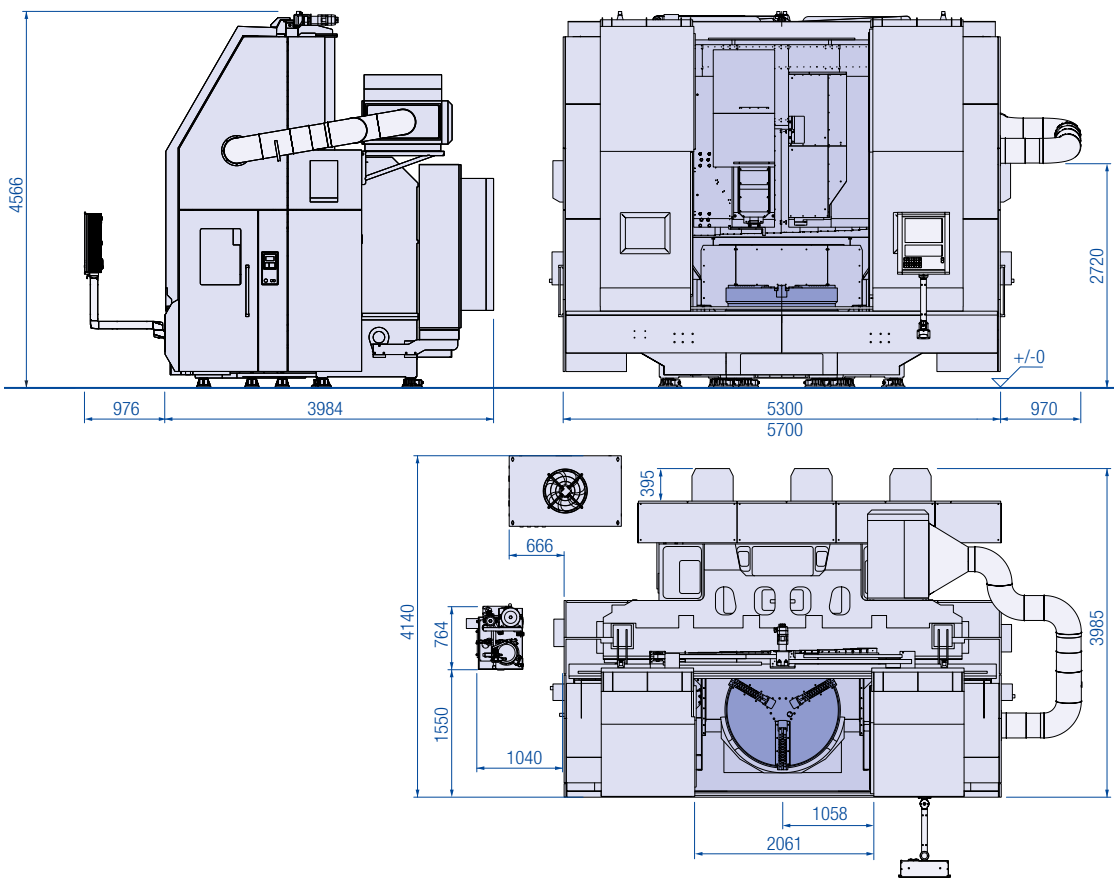




Your Benefits at a Glance

- Machine for finishing and complete machining
- Ultimate accuracy thanks to direct measuring systems in all linear and rotary axes
- Integrated tool and work piece measurement
- Use of Multi-Task Tools
- Extendable tool magazine





RMC



| | Technical specifications | | RMC |
|---------------------------------------|--|-----------------------------|-------------------------------|
| Working range | Swing | mm | 1900 |
| | Chuck diameter | mm | 1350 / 1500 / 1600 |
| | Clamping diameter min./max. | mm | 520 ... 1250 / 1400 / 1500 |
| | Clamping stroke | mm | 82 |
| | Max. clamping force of chuck | kN | 475 |
| | Max. work piece weight | kg | 2000 |
| Table drive | Drive power (60/100 % duty cycle) | kW | 111 / 98 |
| | Total speed range | rpm | 1 ... 400 |
| | Max.torque (60/100 % duty cycle) | kNm | 9,1 / 8,1 |
| LH tool support | Travel range, vertical Z2 (Standard/Option) | mm | 640 / 1000 |
| | Travel range, horizontal X2 (Standard/Option) | mm | -475 ... 1235 / 1435 |
| | Rapid traverse | mm | 24 |
| | Max. cutting force - LH | kN | 10 |
| | Spindle speed milling spindle - LH | rpm | 0 ... 5000 |
| | Spindle torque (up to 1110 rpm, 40/100 % duty cycle) | Nm | 328 / 261 |
| | Drive power | kW | 30,5 / 29,8 |
| | Swivel range B-Axis | degrees | +/- 105 |
| | Measuring system | | metric |
| | Linear encoder system | | • |
| | Tool probing | | + |
| | Work piece measuring | | + |
| | Internal / external coolant supply | bar; l/min | 80; 18 / 15; 30 |
| | Automatic Tool Changer ATC | Number of tool pockets left | |
| Tool system left (HSK holding groove) | | | HSK 100 |
| Tool changing time | | sec | 15 |
| Operating unit | | | SIMATIC KP 400 |
| Control unit | SIEMENS | | 840 Dsl Operate |
| | Operating panel | | 15" TFT Touchscreen / MCP 483 |
| | HT2 hand held unit (incl. hand wheel) | | + |
| | SINUMERIK Integrate for Production | | + |
| | Engraving- / work piece marking function | | + |
| | ARTIS Tool Monitoring | | + |
| | Energy saving mode | | + |
| Accessories / Options | 2000 l coolant tank with paper band filter | | + |
| | Coolant mist extractor | | + |
| | Intgrated chip conveyor | | + |
| | Chip breaker | | + |

• Standard // + Option